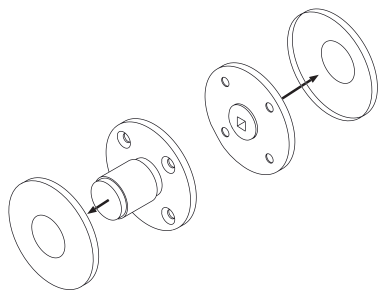
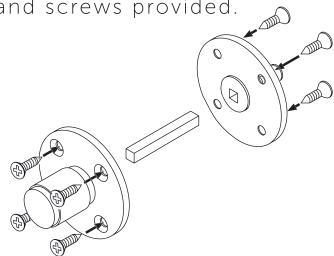


THUMB TURN LOCK


1. Pull back plate covers to gain access to screws.



2. Assemble thumb turn with the square bar and screws provided.



3. Put back plate covers.



BUSTERANDPUNCH.COM

Contents

- 1x Square bar
- 8x Wood screws

BUSTER + PUNCH

HARDWARE
THUMB TURN LOCK / 38 MM

SKU# 5W-TT-38**

CARE INSTRUCTIONS

Use mild detergent and soft damp cloth

